





1. **Review** characters and setting  
Introduce new characters and setting
2. Recap prior chapter w/ 4 prior questions
3. Vocab with Constant Time Delay

	Students who need....			
0-Sec_word				
5-Sec_word				
0-Sec_Def				
5-Sec_Def				

4. Review Main Idea sentence
5. Picture walk->Find characters, setting and vocab
6. Read story and ask questions

Question #	Page #

Level 1	Level 2	Level 3	
 <p>Look back</p> <p>“Look back in the text”. “Let’s look for a clue in the text.” <b>Reread Excerpt</b></p>	 <p>Look here</p> <p>“Let’s see if the answer is in this section.” “Let’s look for a clue in the text.” <b>Reread sentence</b></p>	 <p><b>Model</b> touching and saying the exact answer/ clue in the text.</p>	 <p><b>Physically</b> assist student to touch <b>answer in book and response board.</b></p>

Wait time. Repeat the question.